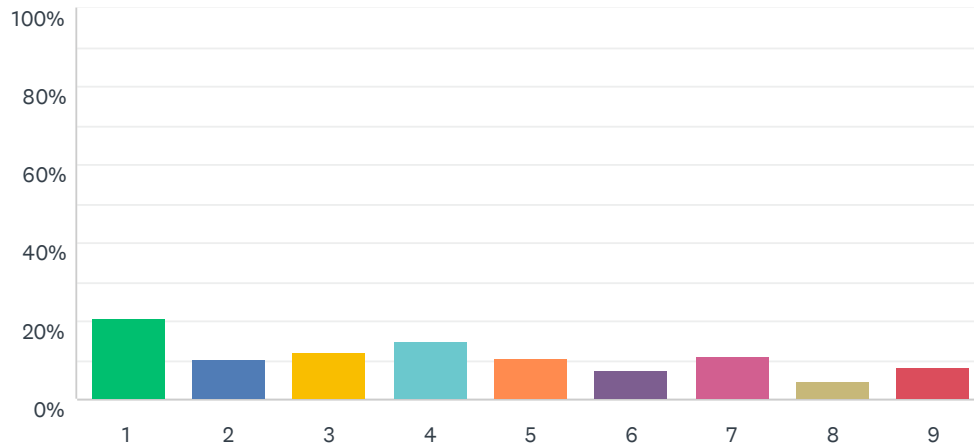


Q1 What MIAA District are you located in? (New Districts beginning in the 2020-2021 school year - [CLICK HERE](#) for Member School List with new district information)

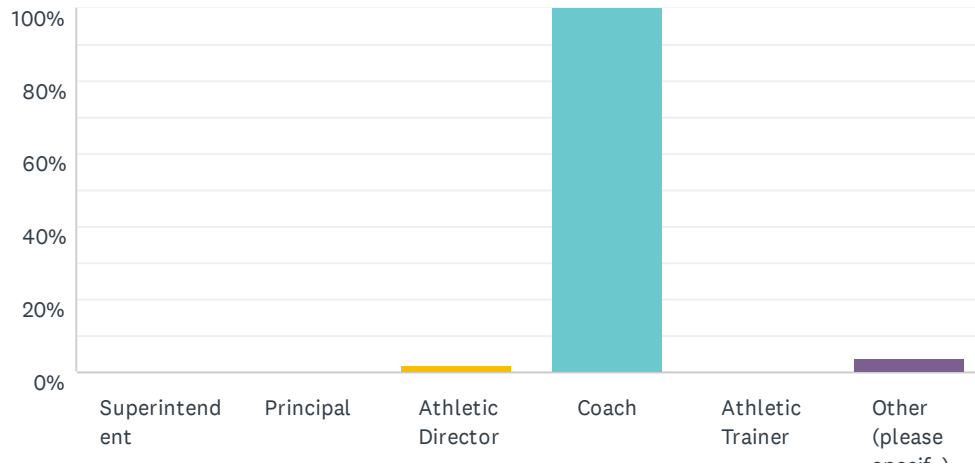
Answered: 637 Skipped: 0



ANSWER CHOICES	RESPONSES	
1	20.88%	133
2	10.20%	65
3	12.09%	77
4	14.91%	95
5	10.52%	67
6	7.22%	46
7	10.99%	70
8	4.87%	31
9	8.32%	53
TOTAL		637

Q2 What is your title? (select all that apply)

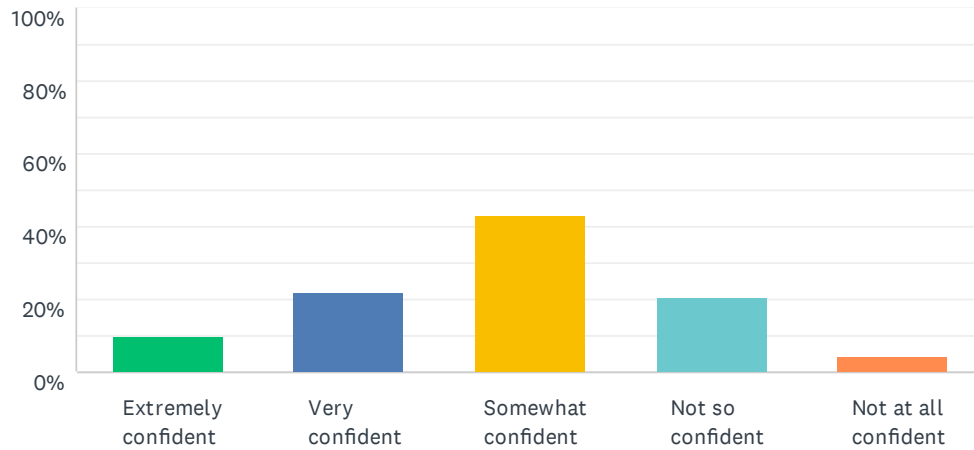
Answered: 637 Skipped: 0



ANSWER CHOICES	RESPONSES
Superintendent	0.00% 0
Principal	0.00% 0
Athletic Director	2.20% 14
Coach	100.00% 637
Athletic Trainer	0.00% 0
Other (please specify)	3.92% 25
Total Respondents: 637	

Q3 Based on the current knowledge you have regarding the parameters by DESE, how confident are you with YOUR school's ability to open, as scheduled in the Fall?

Answered: 637 Skipped: 0



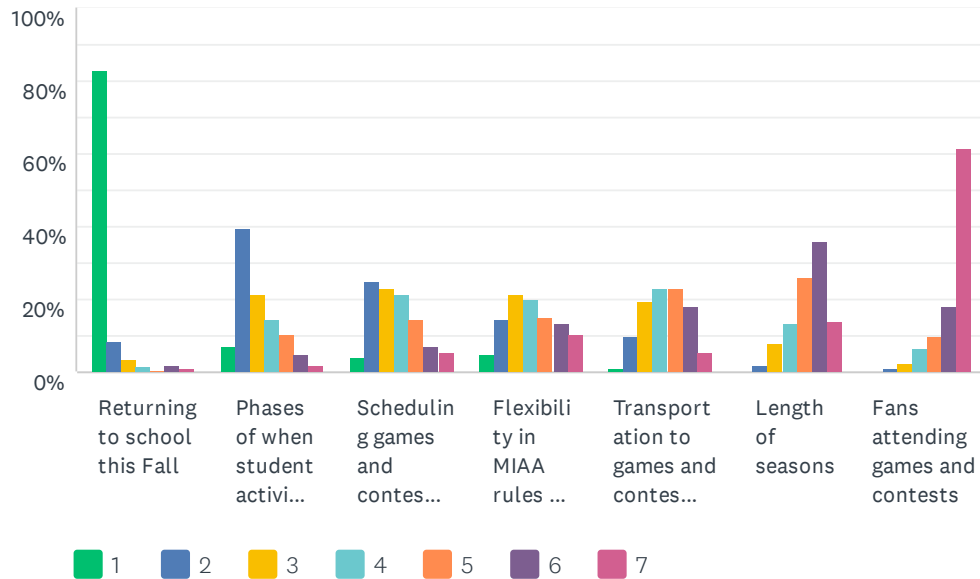
ANSWER CHOICES	RESPONSES	
Extremely confident	10.20%	65
Very confident	21.98%	140
Somewhat confident	43.01%	274
Not so confident	20.25%	129
Not at all confident	4.55%	29
TOTAL		637

Q4 Briefly describe your greatest concern for the 2020-2021 school year related to COVID-19:

Answered: 536 Skipped: 101

Q5 OPERATIONS: Regarding athletics, please rank the following in order of importance from 1 to 7 where 1 is the most important and 7 is least important.

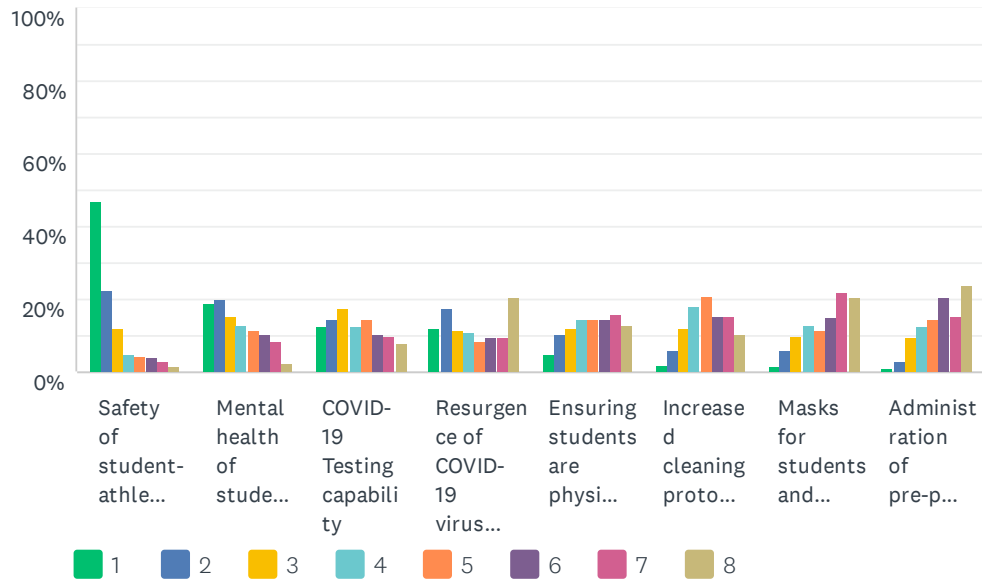
Answered: 637 Skipped: 0



	1	2	3	4	5	6	7	TOTAL	SCORE
Returning to school this Fall	83.05% 529	8.32% 53	3.61% 23	1.57% 10	0.63% 4	2.04% 13	0.78% 5	637	6.62
Phases of when student activity can occur	6.75% 43	39.40% 251	21.66% 138	14.44% 92	10.52% 67	5.02% 32	2.20% 14	637	4.94
Scheduling games and contests this Fall	3.77% 24	24.96% 159	22.92% 146	21.51% 137	14.44% 92	7.06% 45	5.34% 34	637	4.40
Flexibility in MIAA rules and DESE regulations	5.02% 32	14.29% 91	21.51% 137	19.78% 126	15.23% 97	13.66% 87	10.52% 67	637	3.91
Transportation to games and contests this Fall	1.10% 7	10.05% 64	19.47% 124	23.08% 147	22.76% 145	17.90% 114	5.65% 36	637	3.67
Length of seasons	0.16% 1	2.04% 13	8.16% 52	13.34% 85	26.22% 167	36.11% 230	13.97% 89	637	2.72
Fans attending games and contests	0.16% 1	0.94% 6	2.67% 17	6.28% 40	10.20% 65	18.21% 116	61.54% 392	637	1.74

Q6 HEALTH & SAFETY: Regarding athletics, please rank the following in order of importance from 1 to 8 where 1 is most important and 8 is least important.

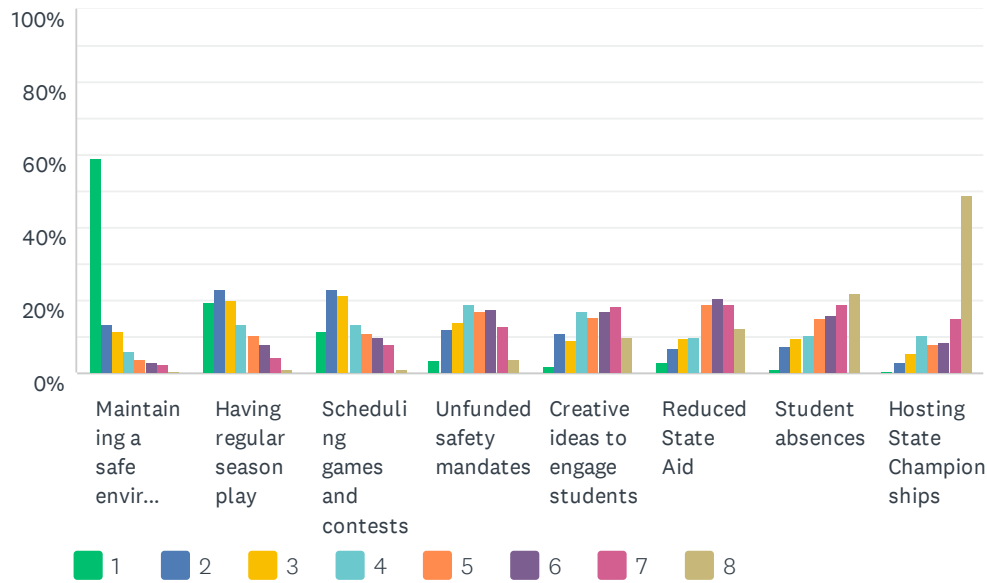
Answered: 637 Skipped: 0



	1	2	3	4	5	6	7	8	TOTAL	SCORE
Safety of student-athletes, coaches, and officials	47.10% 300	22.29% 142	12.24% 78	5.18% 33	4.40% 28	4.24% 27	3.14% 20	1.41% 9	637	6.70
Mental health of student-athletes	19.00% 121	19.78% 126	15.70% 100	13.03% 83	11.30% 72	10.52% 67	8.32% 53	2.35% 15	637	5.46
COVID-19 Testing capability	12.40% 79	14.29% 91	17.58% 112	12.72% 81	14.44% 92	10.68% 68	9.89% 63	8.01% 51	637	4.86
Resurgence of COVID-19 virus this Fall	12.09% 77	17.74% 113	11.46% 73	10.99% 70	8.63% 55	9.26% 59	9.42% 60	20.41% 130	637	4.46
Ensuring students are physically ready to return to athletic participation	4.87% 31	10.68% 68	12.09% 77	14.60% 93	14.29% 91	14.29% 91	16.17% 103	13.03% 83	637	4.05
Increased cleaning protocols for athletic facilities	2.04% 13	5.97% 38	11.77% 75	17.90% 114	21.04% 134	15.54% 99	15.38% 98	10.36% 66	637	3.90
Masks for students and coaches	1.41% 9	6.12% 39	9.89% 63	13.03% 83	11.62% 74	15.23% 97	22.14% 141	20.57% 131	637	3.36
Administration of pre-participation physical exams	1.10% 7	3.14% 20	9.26% 59	12.56% 80	14.29% 91	20.25% 129	15.54% 99	23.86% 152	637	3.22

Q7 GENERAL: Regarding athletics, please rank the following in order of importance from 1 to 8 where 1 is most important and 8 is least important.

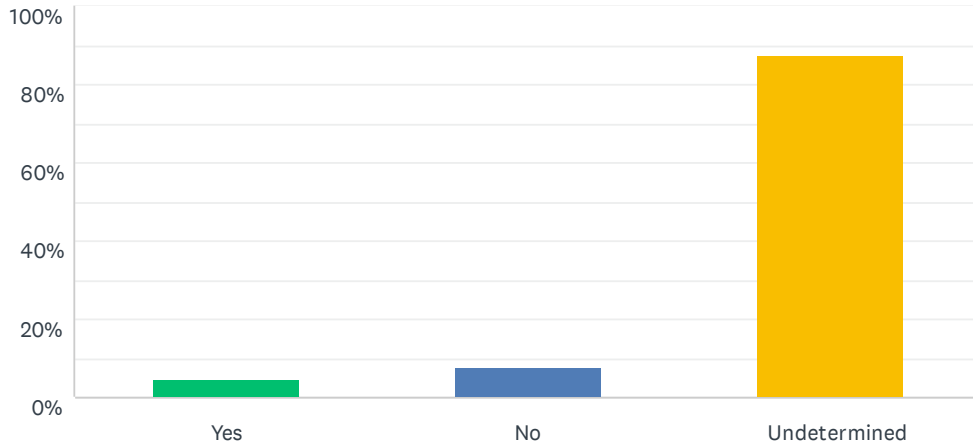
Answered: 637 Skipped: 0



	1	2	3	4	5	6	7	8	TOTAL	SCORE
Maintaining a safe environment	59.03% 376	13.34% 85	11.30% 72	5.97% 38	4.08% 26	3.14% 20	2.51% 16	0.63% 4	637	6.95
Having regular season play	19.47% 124	23.08% 147	20.09% 128	13.66% 87	10.36% 66	8.01% 51	4.55% 29	0.78% 5	637	5.81
Scheduling games and contests	11.30% 72	23.08% 147	21.66% 138	13.66% 87	10.99% 70	10.05% 64	8.16% 52	1.10% 7	637	5.42
Unfunded safety mandates	3.45% 22	12.09% 77	13.97% 89	19.00% 121	16.95% 108	17.27% 110	13.03% 83	4.24% 27	637	4.41
Creative ideas to engage students	2.20% 14	10.99% 70	8.95% 57	16.80% 107	15.54% 99	16.80% 107	18.68% 119	10.05% 64	637	3.92
Reduced State Aid	2.98% 19	6.75% 43	9.26% 59	10.20% 65	19.00% 121	20.25% 129	19.00% 121	12.56% 80	637	3.65
Student absences	1.10% 7	7.69% 49	9.26% 59	10.36% 66	14.91% 95	15.86% 101	19.00% 121	21.82% 139	637	3.37
Hosting State Championships	0.47% 3	2.98% 19	5.49% 35	10.36% 66	8.16% 52	8.63% 55	15.07% 96	48.82% 311	637	2.47

Q8 Regarding athletics, is your school or district considering limitations on scheduling of interscholastic opponents to league or district schools only?

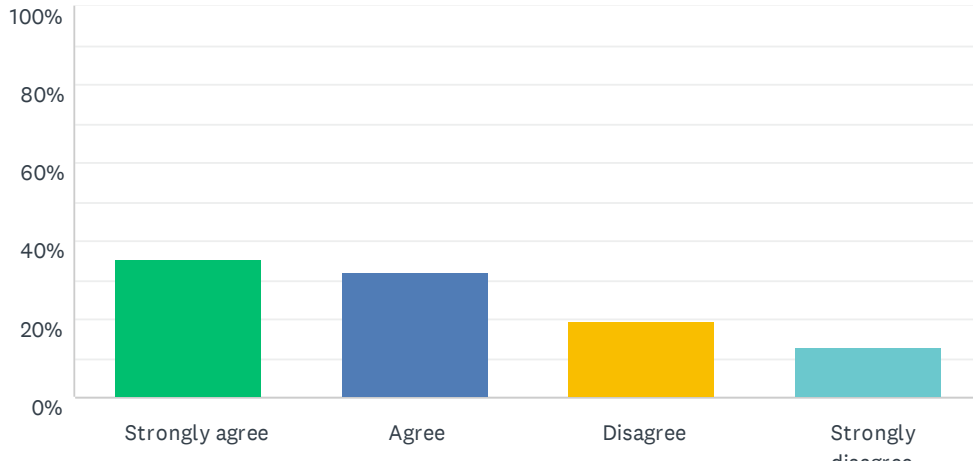
Answered: 635 Skipped: 2



ANSWER CHOICES	RESPONSES	
Yes	4.72%	30
No	7.87%	50
Undetermined	87.40%	555
TOTAL		635

Q9 Interscholastic athletics should be held even if schools are closed to in-person learning.

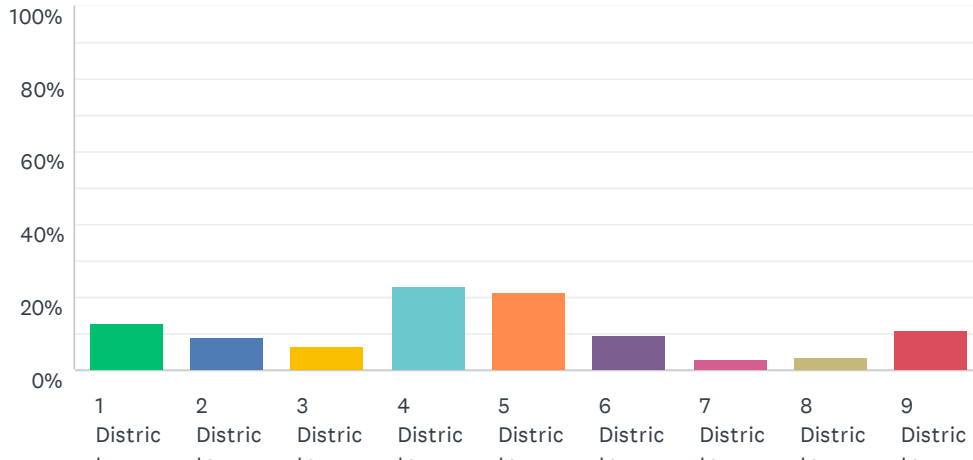
Answered: 637 Skipped: 0



ANSWER CHOICES	RESPONSES	
Strongly agree	35.48%	226
Agree	32.03%	204
Disagree	19.31%	123
Strongly disagree	13.19%	84
TOTAL		637

Q10 If there are regional closings due to COVID-19, what do you feel is the minimum number of Districts needed to conduct MIAA post-season tournaments?

Answered: 601 Skipped: 36



ANSWER CHOICES	RESPONSES
1 District	13.14% 79
2 Districts	8.82% 53
3 Districts	6.32% 38
4 Districts	23.13% 139
5 Districts	21.30% 128
6 Districts	9.32% 56
7 Districts	3.16% 19
8 Districts	3.66% 22
9 Districts	11.15% 67
TOTAL	601

**Q11 Please provide any thoughts, ideas and feedback for the MIAA
COVID-19 Task Force to consider:**

Answered: 305 Skipped: 332