

FIG 1




FIG 2




FIG 3


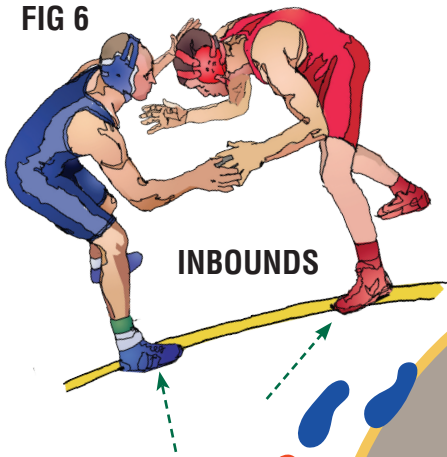


FIG 6



**Rule 5-15-1**

Contestants are considered to be **inbounds** if a **total of two supporting points** of either wrestler are **inside** or **on** the boundary lines. The total of two supporting points could be **two supporting point of each wrestler** that are **inside** or **on** the boundary lines.

FIG 5





FIG 4



**NOTE:** If any part of a supporting point is on the boundary line, that supporting point is considered inbounds.