





MIAA High School Sectionals

Team Results

Feb 21-22, 2025

Rank	Gym	Team	Score				
1	Central Catholic	*	147.575	37.000 2	34.800 3	38.075 1	37.700 2
2	Masco	*	146.925	36.650 3	36.825 1	35.400 6	38.050 1
3	Danvers / Lynnfield	*	146.525	37.950 1	34.950 2	36.150 4	37.475 3
4	Reading	*	143.275	35.850 4	34.700 4	37.100 2	35.625 5
5	Andover / N. Reading	*	142.600	35.500 5	33.800 5	36.550 3	36.750 4
6	NA/G	*	139.075	34.100 8	33.400 6	36.050 5	35.525 6
7	HWME	*	136.450	34.725 6	32.550 7	33.700 8T	35.475 7
8	Acton Box Brom	*	133.625	34.200 7	31.950 8	33.700 9T	33.775 10
9	Winthrop	*	132.400	33.650 9	31.650 9	33.700 10T	33.400 11
10	Burlington	*	130.150	33.000 12	29.950 11	34.300 7	32.900 12
11	Wilmington/Bedford	*	130.050	33.350 11	29.250 12	33.525 11	33.925 8
12	Westford	*	127.250	33.400 10	30.000 10	29.950 12	33.900 9