



2025 MIAA All State Tournament



| PL | Team | Pts | 1 | 2 | 3 | 4 | 5 | 6 | 7 | 8 |
|----|---------------------|-------|---|---|---|---|---|---|---|---|
| 1 | Shawsheen | 132.5 | 2 | 0 | 0 | 0 | 3 | 1 | 0 | 0 |
| 2 | Central Catholic | 130.5 | 2 | 0 | 0 | 4 | 0 | 0 | 0 | 0 |
| 3 | Milford | 105 | 2 | 0 | 0 | 2 | 0 | 0 | 0 | 0 |
| 4 | Saint John's Prep | 97.5 | 1 | 2 | 0 | 0 | 0 | 1 | 0 | 0 |
| 5 | Andover | 85 | 1 | 1 | 1 | 0 | 0 | 0 | 0 | 1 |
| 6 | Haverhill | 81 | 1 | 0 | 2 | 0 | 0 | 0 | 0 | 0 |
| 7 | Bridgewater-Raynham | 78 | 0 | 1 | 1 | 0 | 1 | 1 | 0 | 0 |
| 8 | Ashland | 63 | 0 | 1 | 0 | 1 | 1 | 0 | 0 | 0 |
| 9 | Franklin | 61 | 1 | 0 | 0 | 1 | 1 | 0 | 0 | 0 |
| 10 | Chelmsford | 54 | 1 | 0 | 0 | 0 | 0 | 0 | 1 | 1 |
| 11 | Tewksbury | 51.5 | 0 | 1 | 0 | 0 | 0 | 0 | 2 | 0 |
| 11 | Xaverian | 51.5 | 0 | 2 | 0 | 0 | 0 | 0 | 0 | 0 |
| 13 | Leominster | 45 | 0 | 1 | 1 | 0 | 0 | 0 | 0 | 0 |
| 14 | Duxbury | 41.5 | 0 | 0 | 0 | 0 | 0 | 0 | 1 | 2 |
| 14 | West Springfield | 41.5 | 0 | 0 | 1 | 1 | 0 | 0 | 0 | 0 |
| 16 | North Attleborough | 40.5 | 0 | 0 | 0 | 0 | 0 | 0 | 1 | 3 |
| 17 | Billerica | 39.5 | 1 | 0 | 0 | 0 | 0 | 1 | 0 | 0 |
| 18 | Bristol-Plymouth | 38.5 | 0 | 0 | 0 | 1 | 0 | 1 | 0 | 0 |
| 19 | Taunton | 36.5 | 0 | 0 | 0 | 1 | 0 | 1 | 0 | 0 |
| 20 | Somerset Berkley | 35.5 | 0 | 0 | 1 | 0 | 0 | 1 | 0 | 0 |
| 21 | Wakefield | 34 | 0 | 0 | 1 | 0 | 0 | 0 | 0 | 1 |
| 22 | Ludlow | 33 | 1 | 0 | 0 | 0 | 0 | 0 | 0 | 0 |
| 22 | Minnechaug | 33 | 0 | 0 | 1 | 0 | 0 | 1 | 0 | 0 |
| 24 | Methuen | 32 | 0 | 0 | 1 | 0 | 0 | 0 | 0 | 1 |
| 25 | Melrose | 30.5 | 0 | 1 | 0 | 0 | 0 | 0 | 0 | 0 |



2025 MIAA All State Tournament



| | | | | | | | | | | |
|----|---------------------|------|---|---|---|---|---|---|---|---|
| 26 | Weymouth | 29.5 | 0 | 1 | 0 | 0 | 0 | 0 | 0 | 0 |
| 27 | Sharon | 29 | 0 | 1 | 0 | 0 | 0 | 0 | 0 | 0 |
| 28 | Agawam | 28.5 | 0 | 0 | 1 | 0 | 0 | 0 | 1 | 0 |
| 28 | Beverly | 28.5 | 1 | 0 | 0 | 0 | 0 | 0 | 0 | 0 |
| 30 | Natick | 27 | 0 | 0 | 0 | 0 | 1 | 0 | 0 | 0 |
| 30 | Framingham | 27 | 0 | 0 | 0 | 1 | 0 | 0 | 0 | 1 |
| 30 | Whittier | 27 | 0 | 0 | 0 | 0 | 0 | 1 | 0 | 0 |
| 33 | New Bedford | 24 | 0 | 0 | 0 | 0 | 1 | 0 | 1 | 0 |
| 34 | Springfield Central | 23.5 | 0 | 0 | 0 | 1 | 0 | 0 | 0 | 0 |
| 34 | Northbridge | 23.5 | 0 | 0 | 0 | 0 | 1 | 0 | 0 | 1 |
| 36 | Shepherd Hill | 23 | 0 | 1 | 0 | 0 | 0 | 0 | 0 | 0 |
| 36 | Pentucket | 23 | 0 | 0 | 1 | 0 | 0 | 0 | 0 | 0 |
| 36 | Greater Lowell | 23 | 0 | 1 | 0 | 0 | 0 | 0 | 0 | 0 |
| 39 | Holliston | 22 | 0 | 0 | 1 | 0 | 0 | 0 | 0 | 0 |
| 39 | Arlington | 22 | 0 | 0 | 1 | 0 | 0 | 0 | 0 | 0 |
| 41 | Hanover | 21 | 0 | 0 | 0 | 0 | 1 | 0 | 0 | 0 |
| 42 | Concord-Carlisle | 20.5 | 0 | 0 | 0 | 1 | 0 | 0 | 0 | 0 |
| 43 | Woburn | 19 | 0 | 0 | 0 | 0 | 0 | 0 | 1 | 0 |
| 44 | Tri-County | 17 | 0 | 0 | 0 | 0 | 1 | 0 | 0 | 0 |
| 44 | Mount Everett | 17 | 0 | 0 | 0 | 0 | 0 | 0 | 1 | 0 |
| 44 | Mount Greylock | 17 | 0 | 0 | 0 | 0 | 0 | 1 | 0 | 0 |
| 44 | Salem | 17 | 0 | 0 | 0 | 0 | 0 | 0 | 0 | 1 |
| 44 | Lynnfield/N.Reading | 17 | 0 | 0 | 0 | 0 | 1 | 0 | 0 | 0 |
| 49 | Longmeadow | 16.5 | 0 | 0 | 0 | 0 | 0 | 1 | 0 | 0 |
| 50 | Newton South | 14 | 0 | 0 | 0 | 0 | 1 | 0 | 0 | 0 |
| 50 | Sandwich | 14 | 0 | 0 | 0 | 0 | 1 | 0 | 0 | 0 |
| 52 | Gloucester | 13 | 0 | 0 | 0 | 0 | 0 | 0 | 0 | 1 |
| 53 | Middleborough | 12.5 | 0 | 0 | 0 | 0 | 0 | 0 | 1 | 0 |





2025 MIAA All State Tournament



| | | | | | | | | | | |
|----|-------------------|------|---|---|---|---|---|---|---|---|
| 54 | Scituate | 12 | 0 | 0 | 0 | 0 | 0 | 0 | 1 | 0 |
| 54 | Norton | 12 | 0 | 0 | 0 | 0 | 0 | 0 | 0 | 0 |
| 54 | Braintree | 12 | 0 | 0 | 0 | 0 | 0 | 0 | 1 | 0 |
| 54 | Holyoke | 12 | 0 | 0 | 0 | 0 | 0 | 1 | 0 | 0 |
| 58 | Watertown | 11 | 0 | 0 | 0 | 0 | 0 | 0 | 1 | 0 |
| 58 | Nashoba | 11 | 0 | 0 | 0 | 0 | 0 | 0 | 0 | 0 |
| 60 | Winchester | 10.5 | 0 | 0 | 0 | 0 | 0 | 1 | 0 | 0 |
| 61 | Monument Mountain | 10 | 0 | 0 | 0 | 0 | 0 | 0 | 1 | 0 |
| 61 | Reading | 10 | 0 | 0 | 0 | 0 | 0 | 1 | 0 | 0 |
| 63 | Chicopee | 7 | 0 | 0 | 0 | 0 | 0 | 0 | 0 | 0 |
| 63 | Wayland | 7 | 0 | 0 | 0 | 0 | 0 | 0 | 0 | 0 |
| 63 | Wellesley | 7 | 0 | 0 | 0 | 0 | 0 | 0 | 0 | 0 |
| 66 | Silver Lake | 6.5 | 0 | 0 | 0 | 0 | 0 | 0 | 0 | 0 |
| 67 | Greater Lawrence | 6 | 0 | 0 | 0 | 0 | 0 | 0 | 0 | 0 |
| 67 | Quincy Upper | 6 | 0 | 0 | 0 | 0 | 0 | 0 | 0 | 0 |
| 67 | Carver | 6 | 0 | 0 | 0 | 0 | 0 | 0 | 0 | 1 |
| 70 | Excel Academy | 5.5 | 0 | 0 | 0 | 0 | 0 | 0 | 0 | 0 |
| 71 | Dedham | 5 | 0 | 0 | 0 | 0 | 0 | 0 | 0 | 0 |
| 72 | Nauset | 4 | 0 | 0 | 0 | 0 | 0 | 0 | 0 | 0 |
| 72 | Burlington | 4 | 0 | 0 | 0 | 0 | 0 | 0 | 0 | 0 |
| 72 | South Hadley | 4 | 0 | 0 | 0 | 0 | 0 | 0 | 0 | 0 |
| 72 | Bedford/AB | 4 | 0 | 0 | 0 | 0 | 0 | 0 | 0 | 0 |
| 76 | Southwick-Tolland | 3 | 0 | 0 | 0 | 0 | 0 | 0 | 0 | 0 |
| 76 | Boston College | 3 | 0 | 0 | 0 | 0 | 0 | 0 | 0 | 0 |
| 76 | Weston | 3 | 0 | 0 | 0 | 0 | 0 | 0 | 0 | 0 |
| 79 | Worcester Tech | 2 | 0 | 0 | 0 | 0 | 0 | 0 | 0 | 0 |
| 80 | Triton | 1 | 0 | 0 | 0 | 0 | 0 | 0 | 0 | 0 |
| 81 | Westfield | 0 | 0 | 0 | 0 | 0 | 0 | 0 | 0 | 0 |

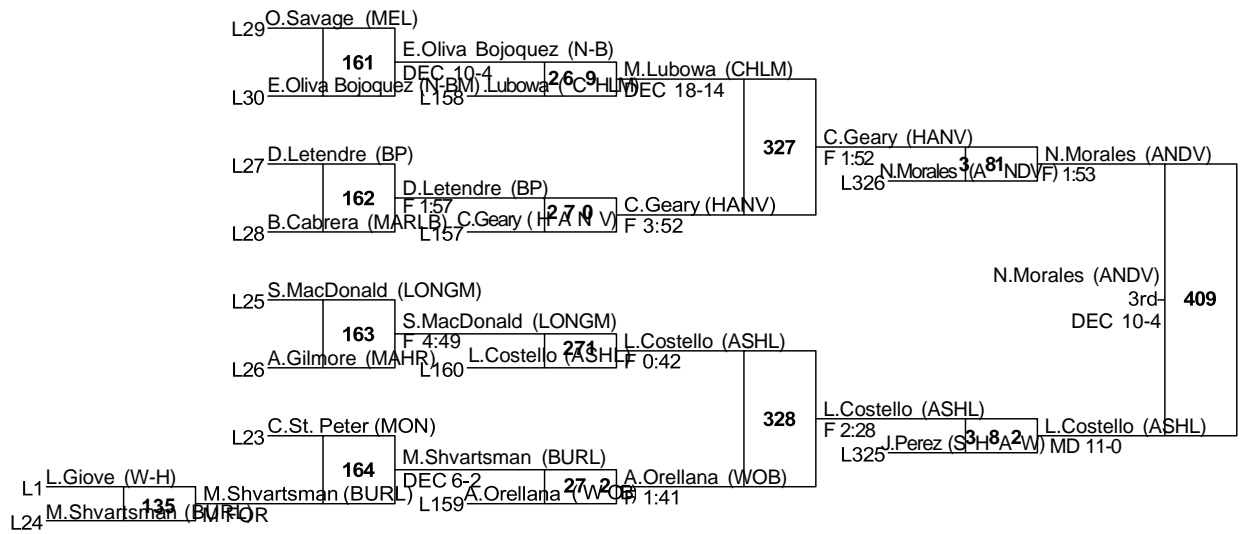





2025 MIAA All State Tournament




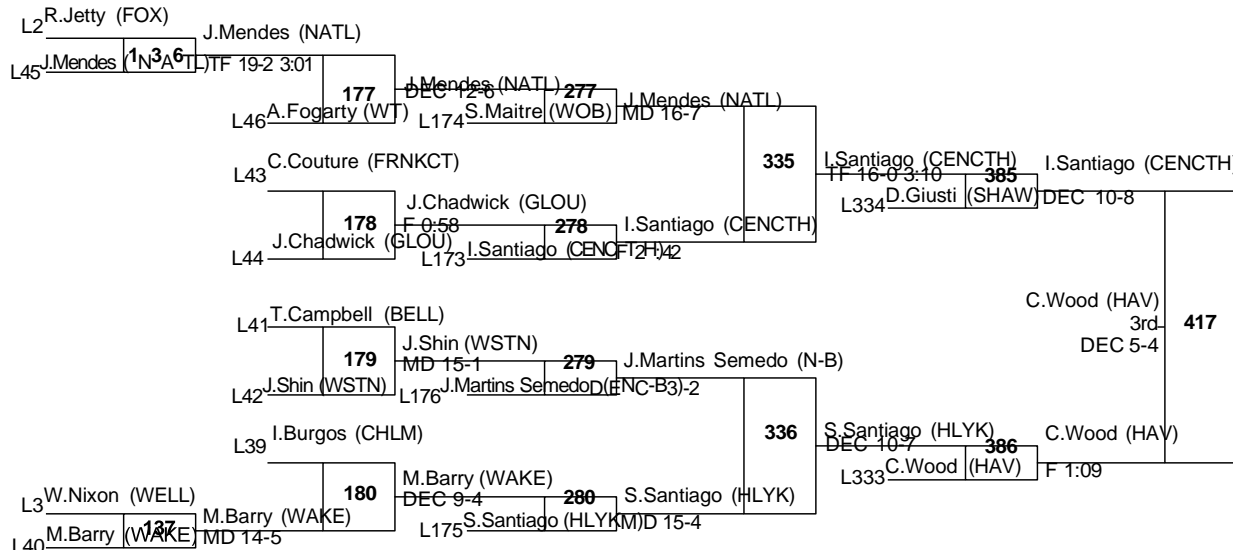
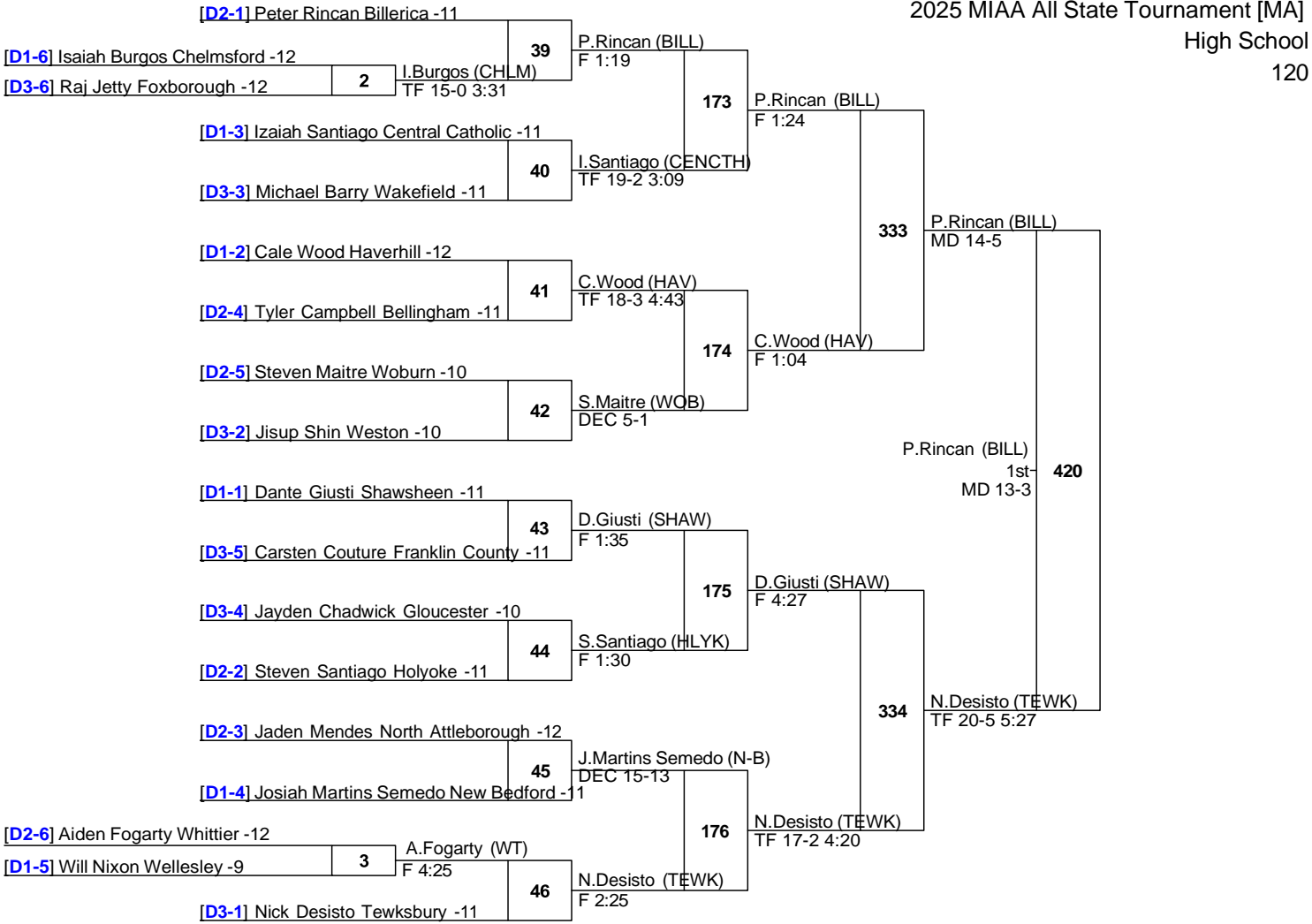
| | | | | | | | | | | | |
|----|-----------------------|---|---|---|---|---|---|---|---|---|---|
| 81 | Taonic | 0 | 0 | 0 | 0 | 0 | 0 | 0 | 0 | 0 | 0 |
| 81 | Whitman-Hanson | 0 | 0 | 0 | 0 | 0 | 0 | 0 | 0 | 0 | 0 |
| 81 | Marlborough | 0 | 0 | 0 | 0 | 0 | 0 | 0 | 0 | 0 | 0 |
| 81 | Hopkinton | 0 | 0 | 0 | 0 | 0 | 0 | 0 | 0 | 0 | 0 |
| 81 | Franklin County | 0 | 0 | 0 | 0 | 0 | 0 | 0 | 0 | 0 | 0 |
| 81 | Hampshire | 0 | 0 | 0 | 0 | 0 | 0 | 0 | 0 | 0 | 0 |
| 81 | Hampden Charter High | 0 | 0 | 0 | 0 | 0 | 0 | 0 | 0 | 0 | 0 |
| 81 | Pathfinder | 0 | 0 | 0 | 0 | 0 | 0 | 0 | 0 | 0 | 0 |
| 81 | Boston Latin | 0 | 0 | 0 | 0 | 0 | 0 | 0 | 0 | 0 | 0 |
| 81 | Mahar | 0 | 0 | 0 | 0 | 0 | 0 | 0 | 0 | 0 | 0 |
| 81 | Lowell | 0 | 0 | 0 | 0 | 0 | 0 | 0 | 0 | 0 | 0 |
| 81 | Marblehead/Swampscott | 0 | 0 | 0 | 0 | 0 | 0 | 0 | 0 | 0 | 0 |
| 81 | Hingham | 0 | 0 | 0 | 0 | 0 | 0 | 0 | 0 | 0 | 0 |
| 81 | Foxborough | 0 | 0 | 0 | 0 | 0 | 0 | 0 | 0 | 0 | 0 |
| 81 | Bellingham | 0 | 0 | 0 | 0 | 0 | 0 | 0 | 0 | 0 | 0 |



L381 C.Geary (HANV)
L382 J.Perez (SHAW)

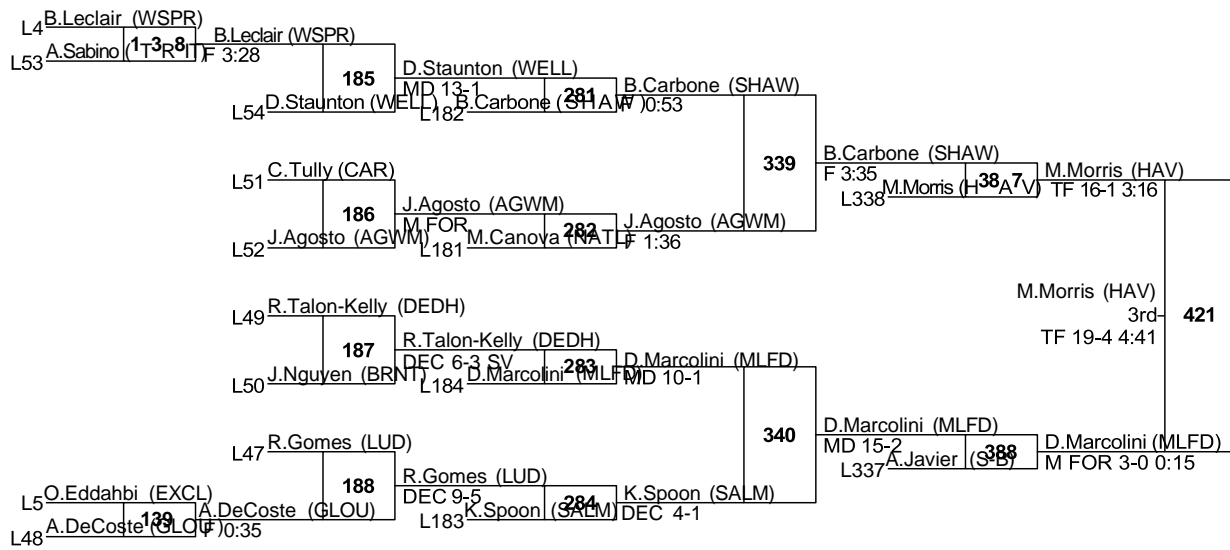
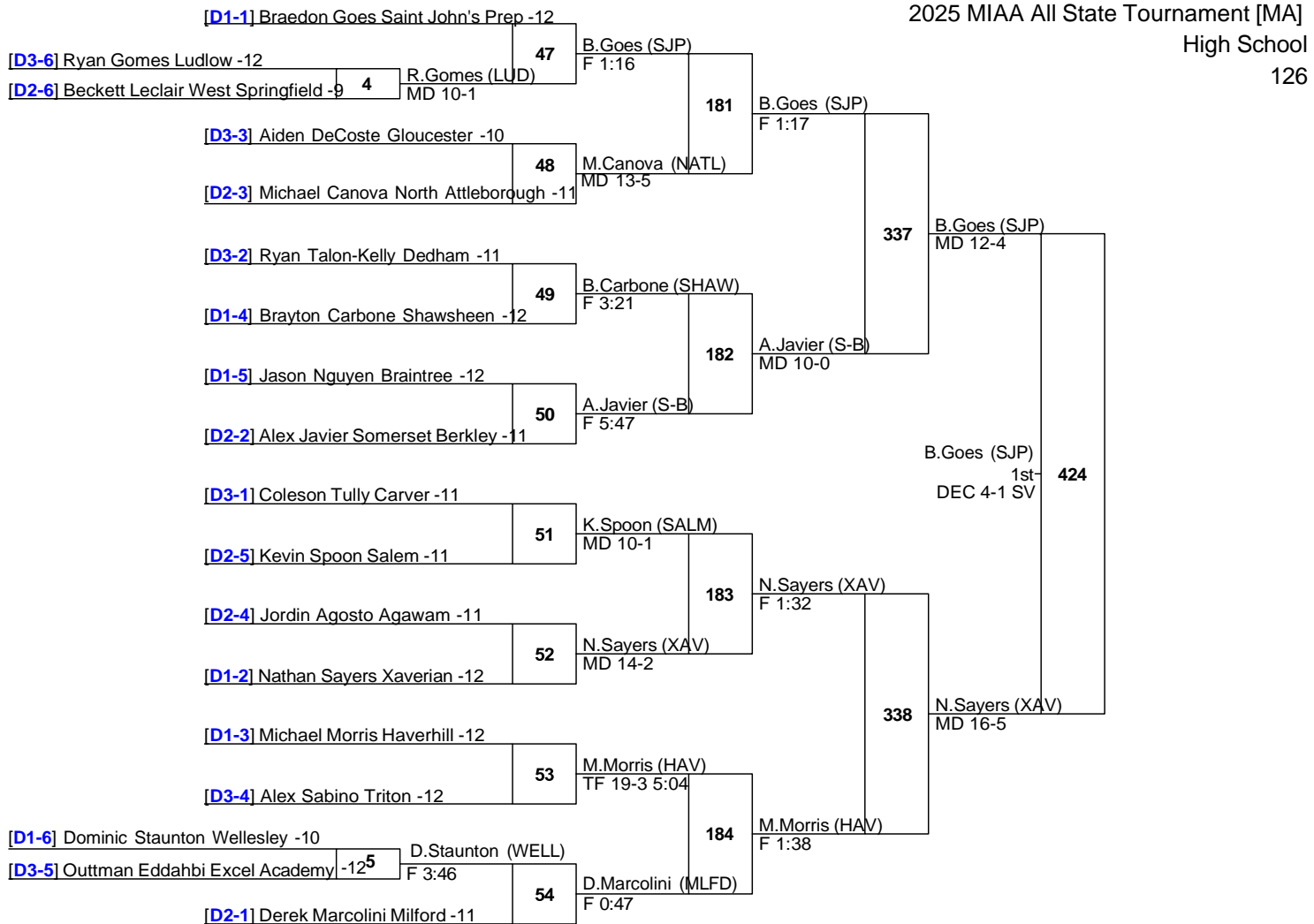
L327 M.Lubowa (CHLM)
L328 A.Orellana (WOB)





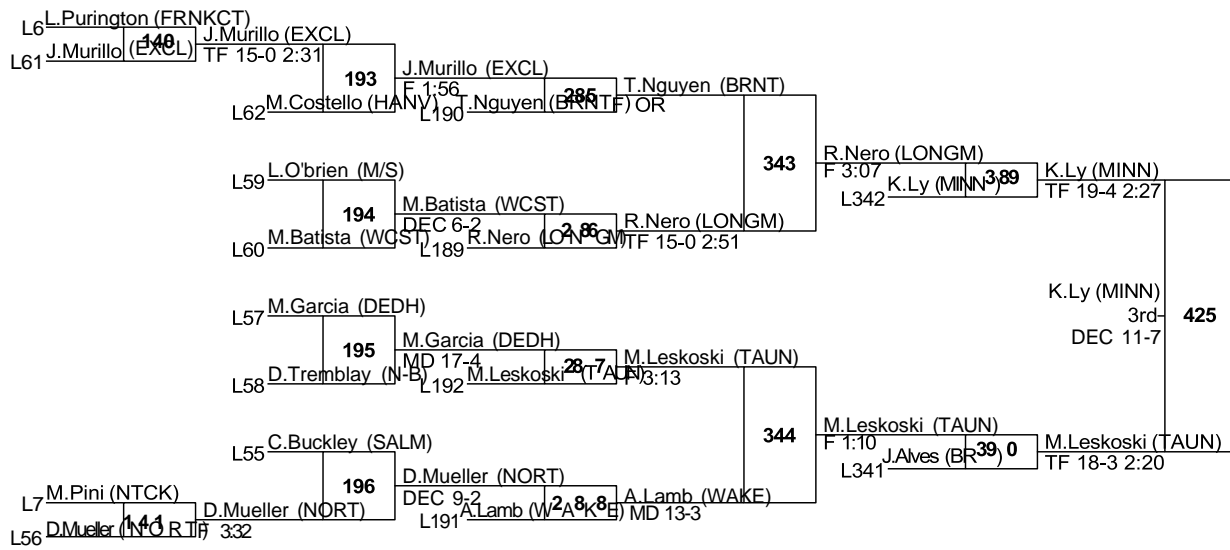
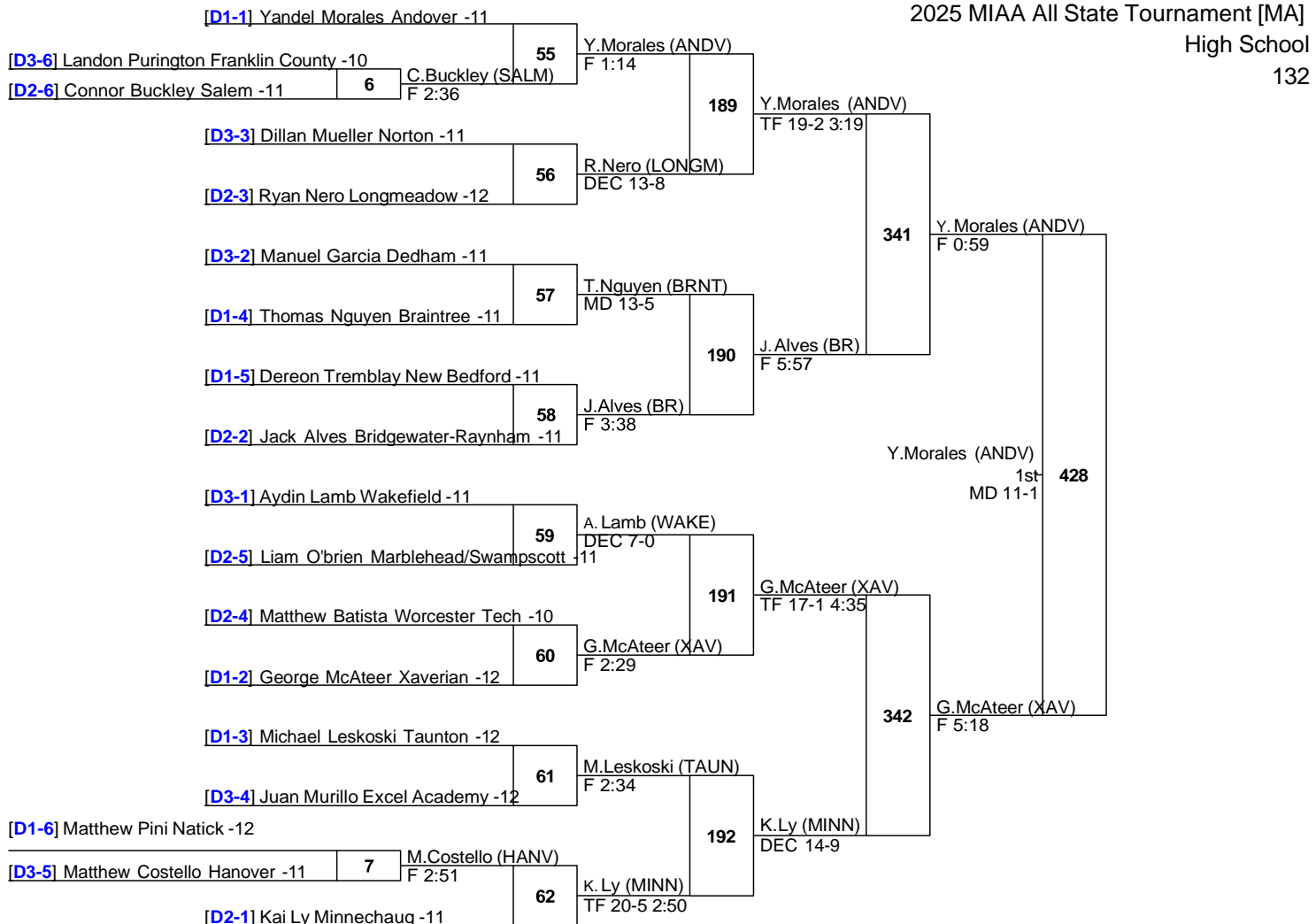
L385 D.Giusti (SHAW) D.Giusti (SHAW)
DEC 10-8 1:18
L386 S.Santiago (HLYK) S.Santiago (HLYK)
TF 19-3 5:27
F 1:09

L335 J.Mendes (NATL) J.Martins Semedo (N-B)
TF 16-0 4:10
L336 J.Martins Semedo (N-B) J.Martins Semedo (N-B)
DEC 10-7 DEC 7-5



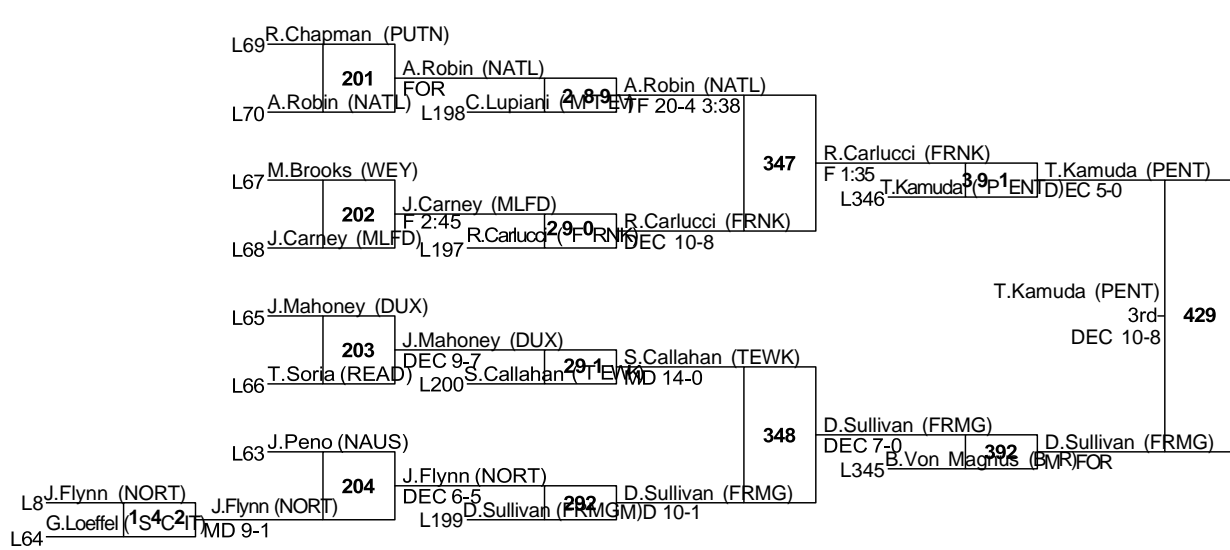
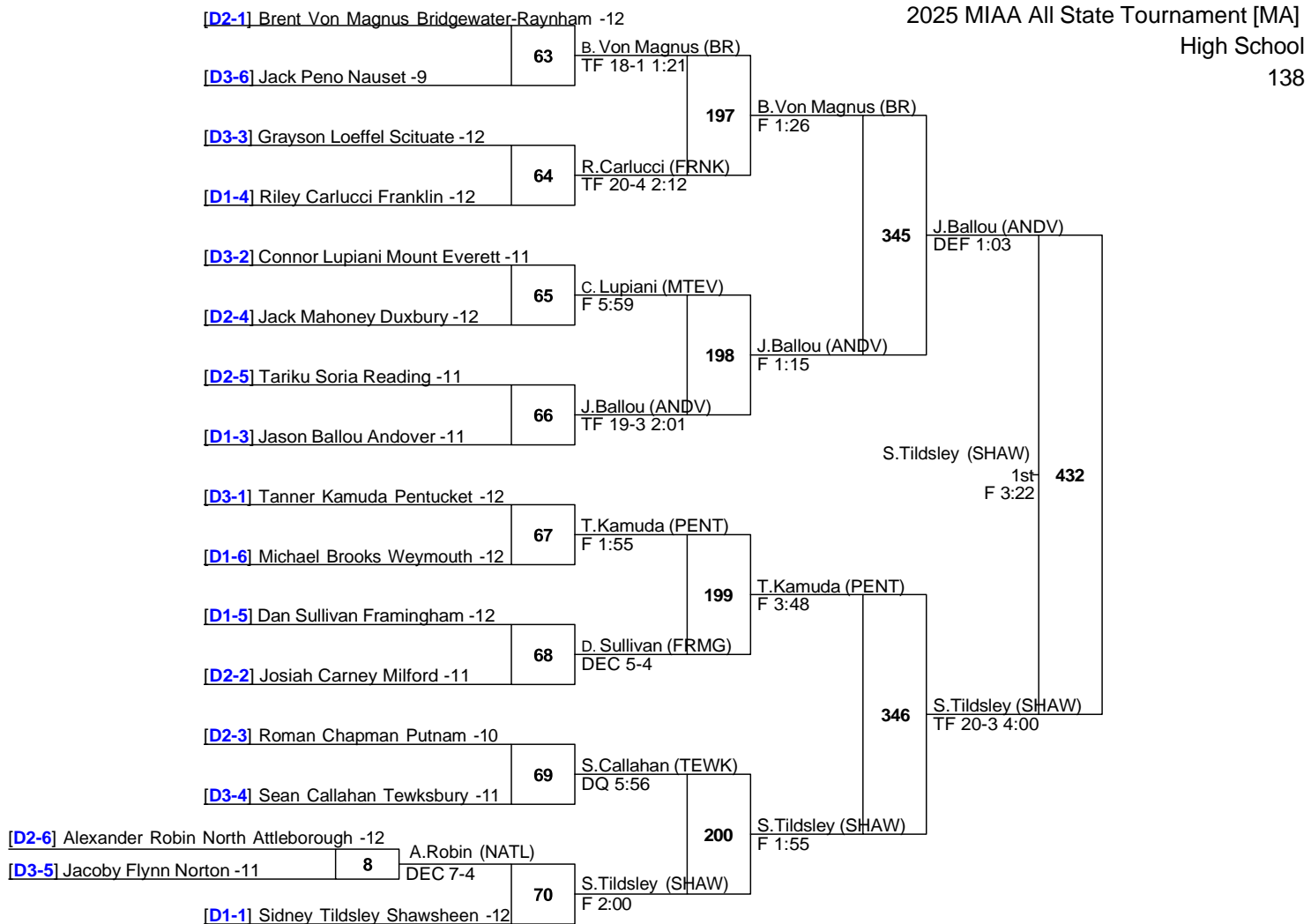
L387 B. Carbone (SHAW) TF 16-1 3:16
 L388 A. Javier (S-B) M FOR

L339 J. Agosto (AGWM) F 3:35
 L340 K. Spoon (SALM) MD 15-2



L389 R.Nero (LONGM) Alves (BR)
 TF 19-4 2:26 5th
 L390 J.Alves (BR) F 4:57
 TF 18-3 2:20

L343 T.Nguyen (BRNT) T.Nguyen (BRNT)
 F 3:07 7th
 L344 A.Lamb (WAKE) M FOR
 F 1:10

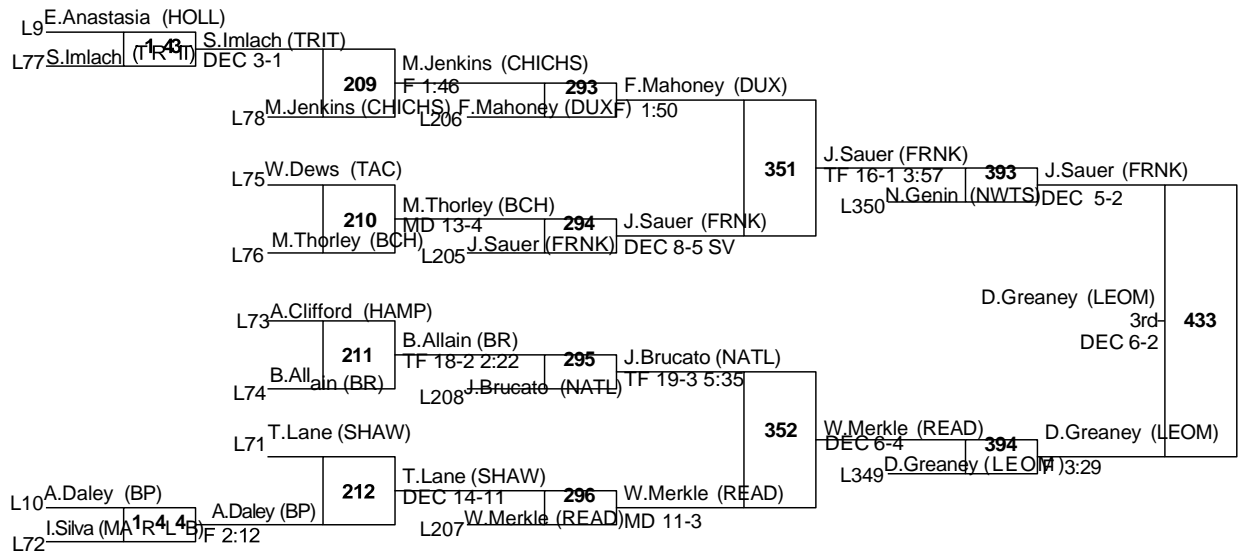
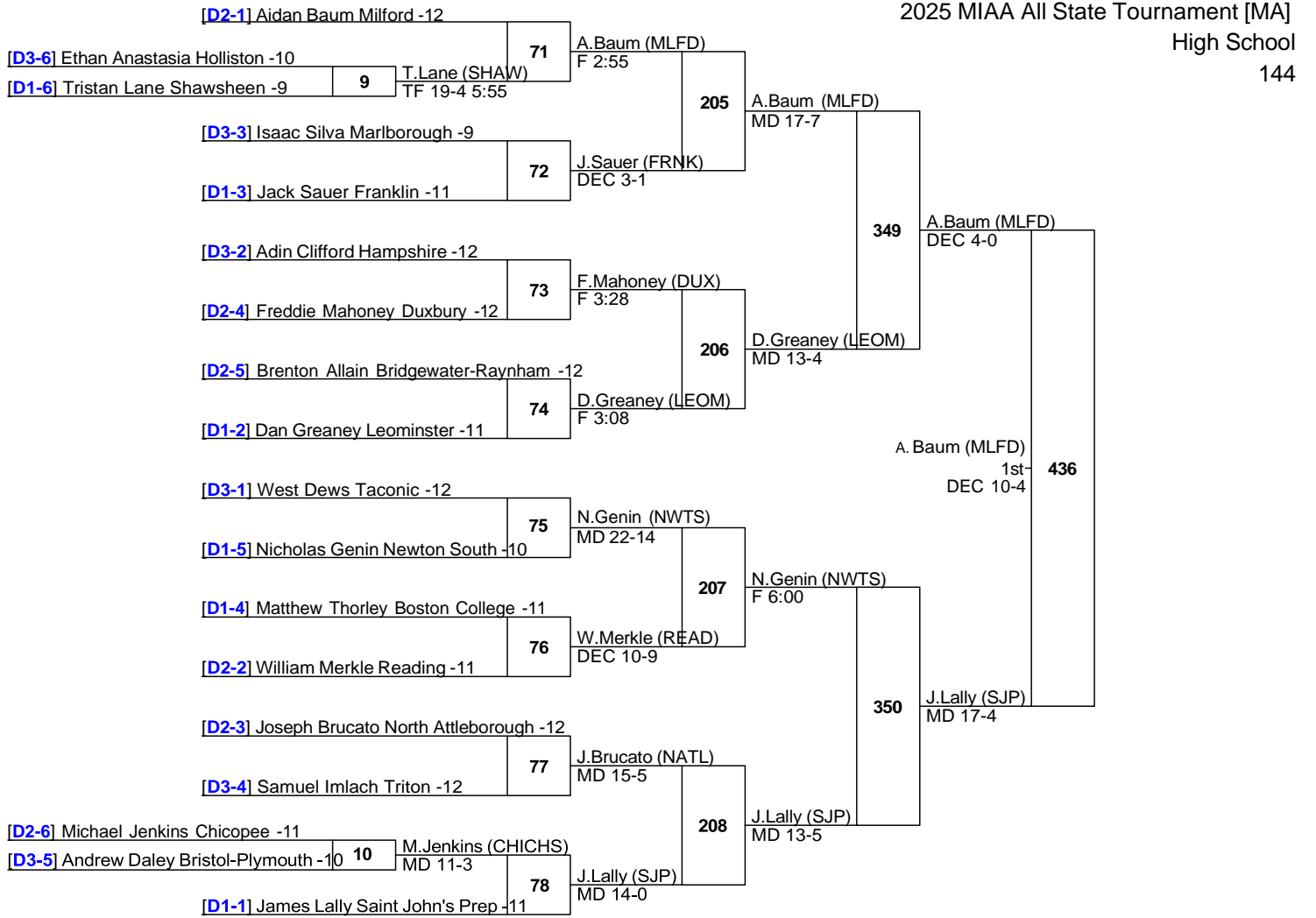


L391 R. Carlucci (FRNK) DEC 5-0

L392 B. Von Magnus (BR) M FOR

L347 A. Robin (NATL) F 1:35

L348 S. Callahan (TEWK) DEC 7-0

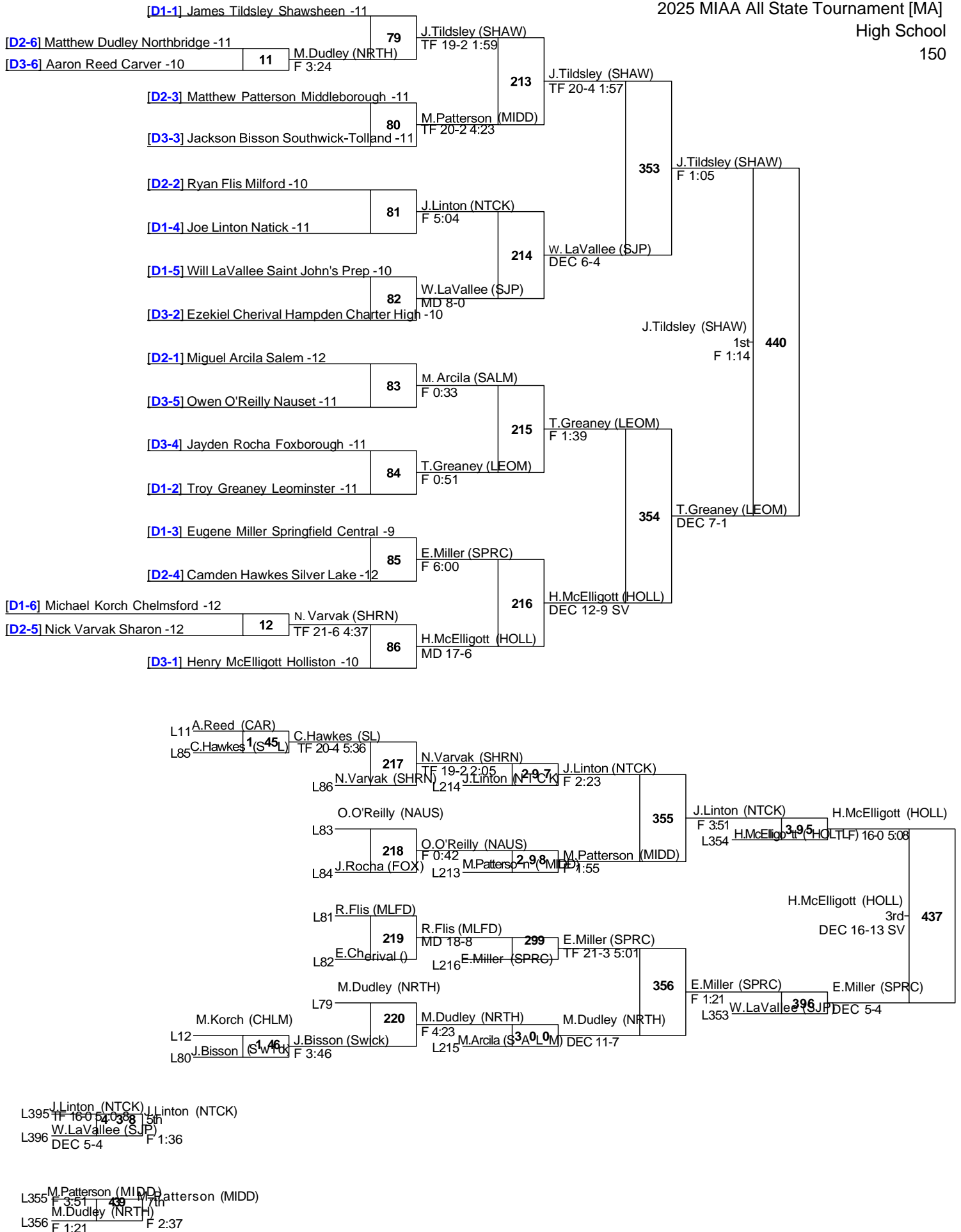


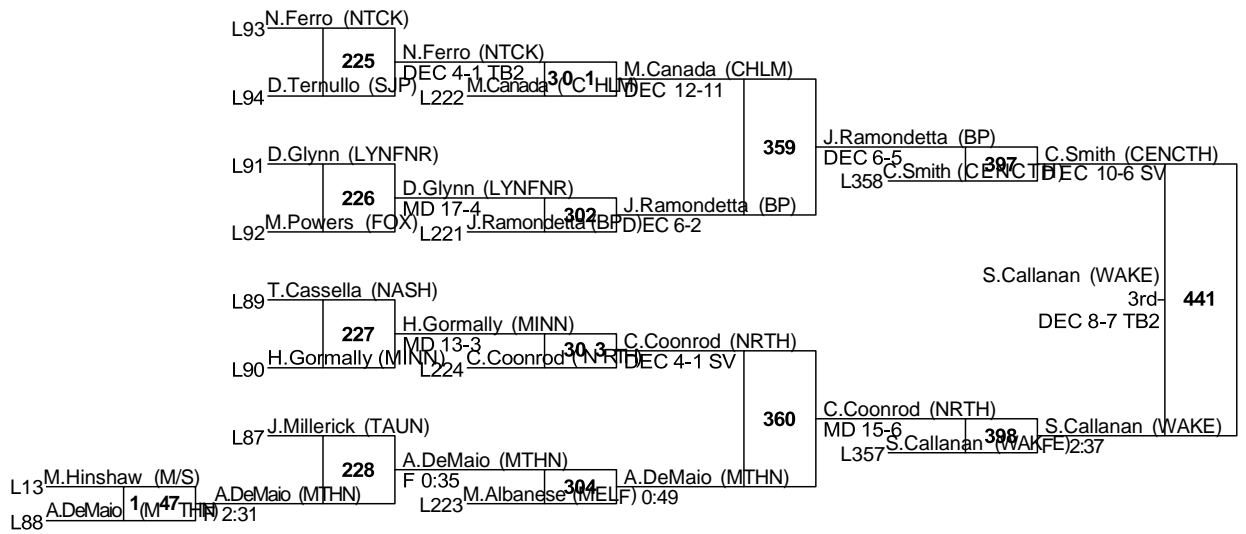
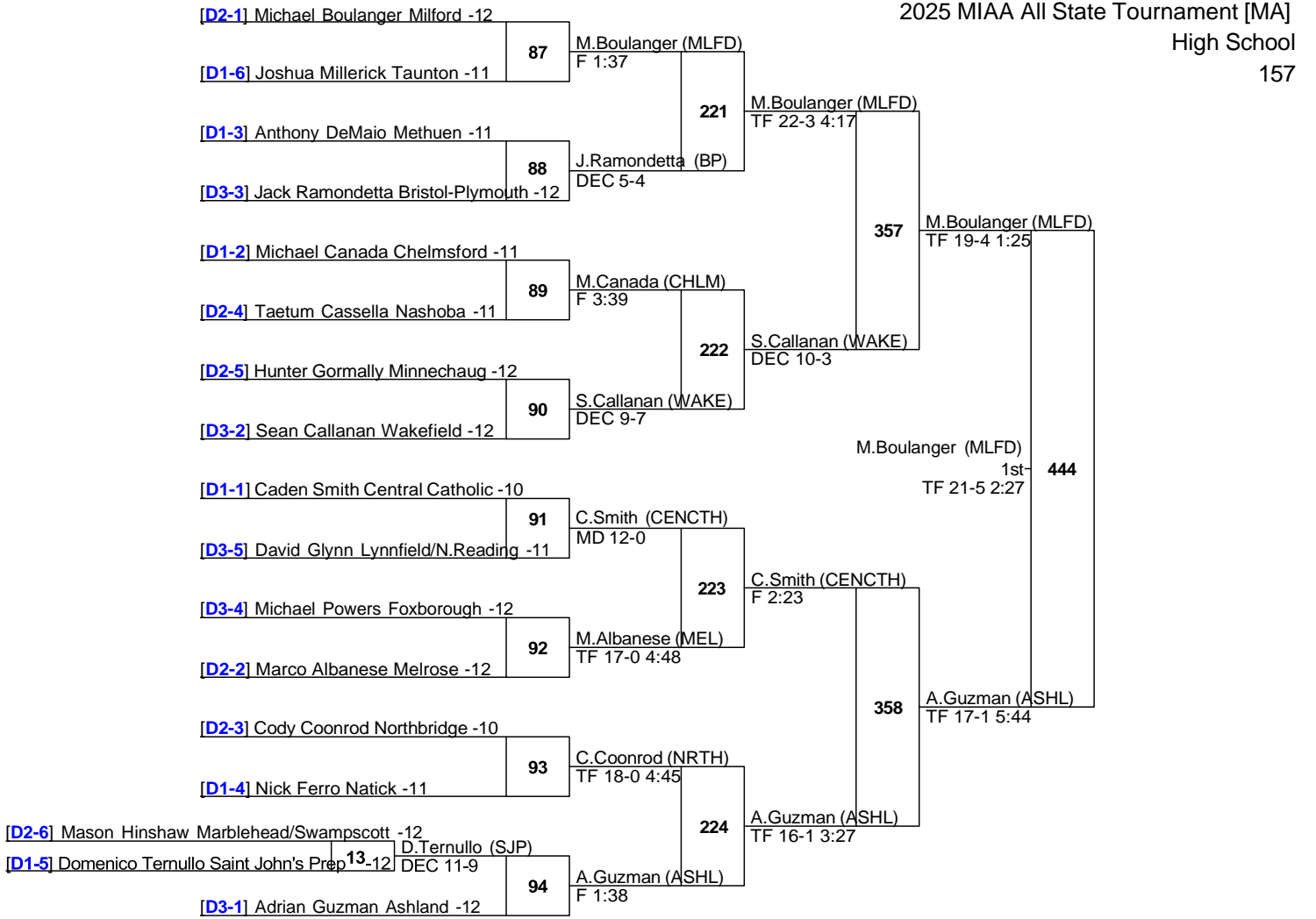
L393 N.Genin (NWTS) vs N.Genin (NWTS)
DEC 5-2 4th

L394 W.Merkle (READ) vs W.Merkle (READ)
F 3:29 DEC 7-3

L351 F.Mahoney (DUX) vs J.Brucato (NATL)
TF 16-1 3:29 7th

L352 J.Brucato (NATL) vs J.Brucato (NATL)
DEC 6-4 DEC 12-6



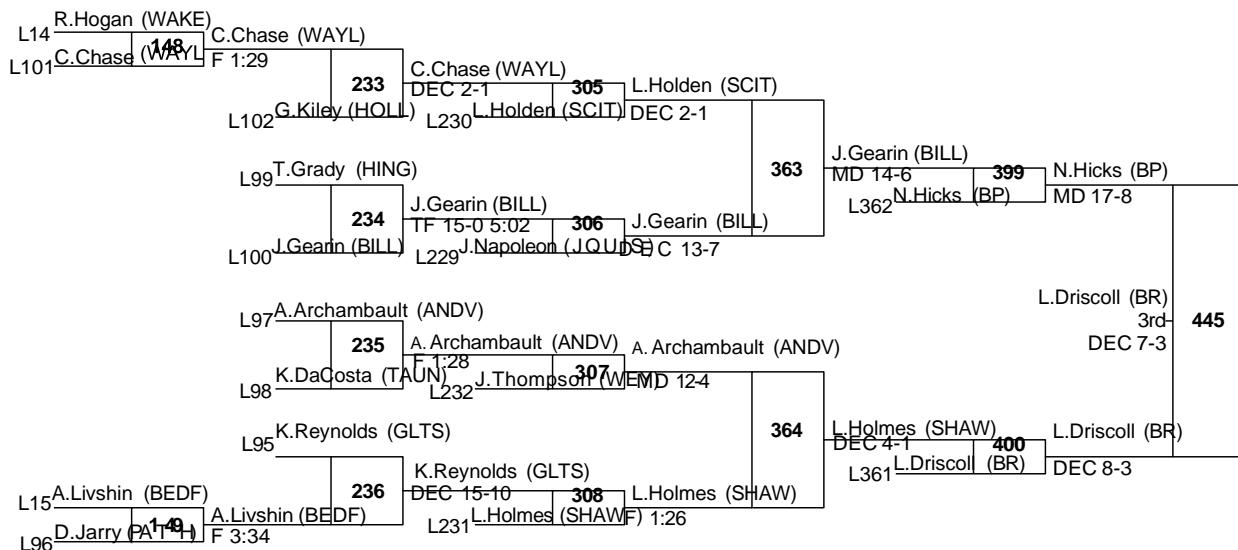
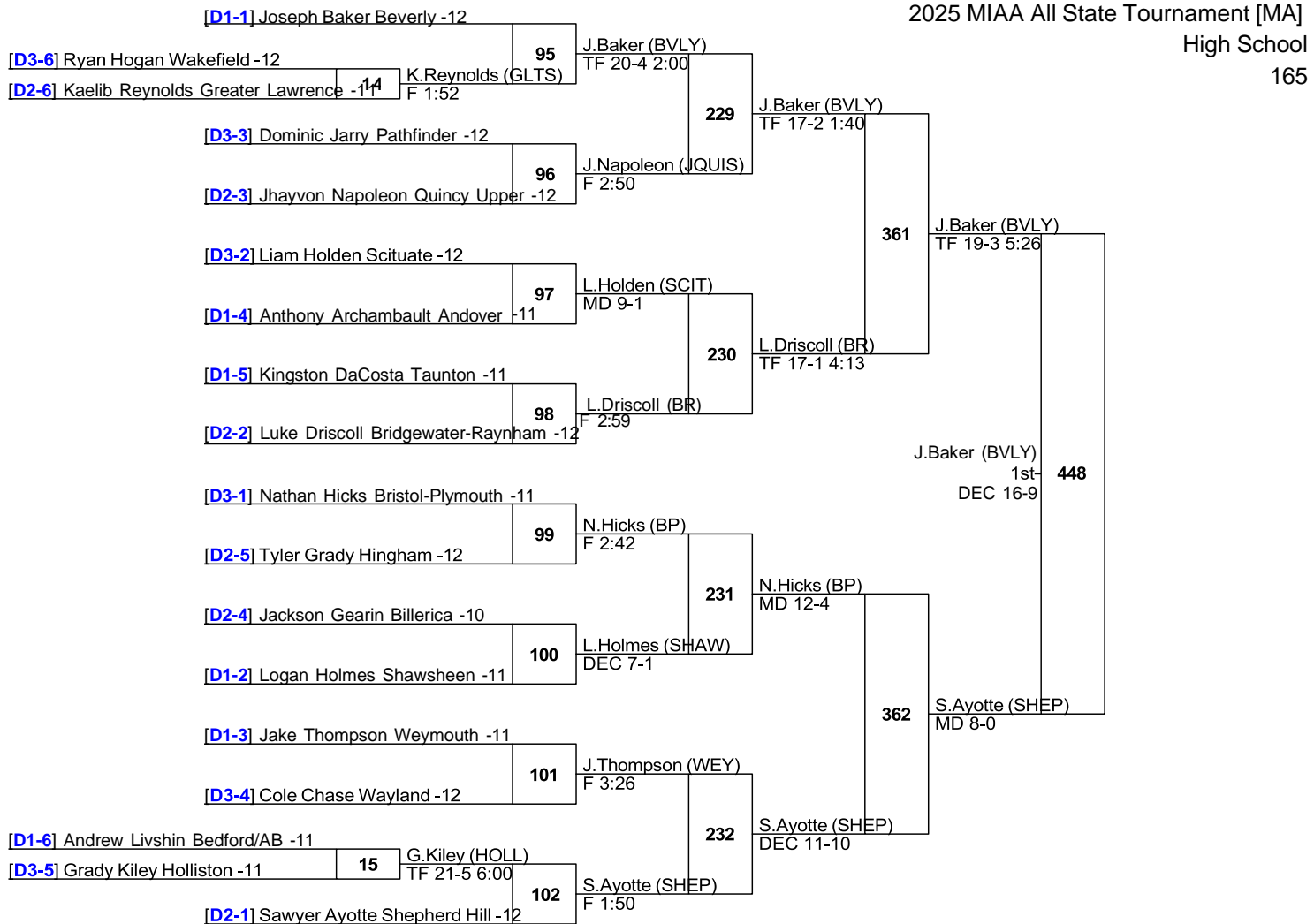


L397 J.Ramondetta (BP)
DEC 10-6 SV

L398 C.Coonrod (NRTH)
F 2:37

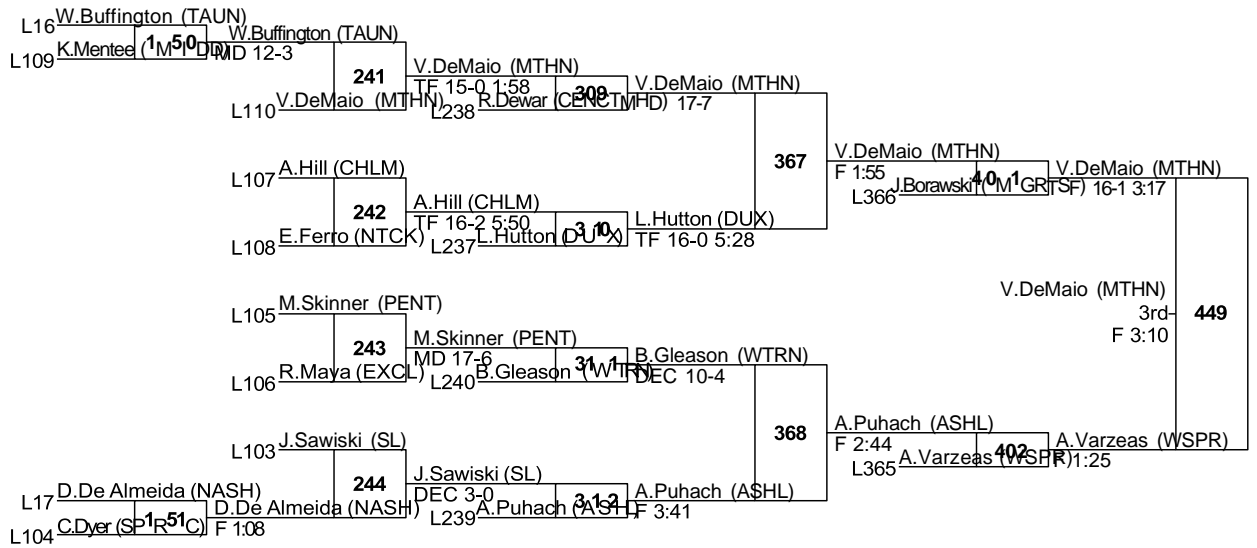

L359 M.Canada (CHLM)
DEC 6-5

L360 A.DeMaio (MTHN)
MD 15-6



L399 J.Gearin (BILL) MD 17-8
L400 L.Holmes (SHAW) MD 10-2

L363 L.Holden (SCIT) MD 14-6
L364 A.Archambault (ANDV) DEC 4-1

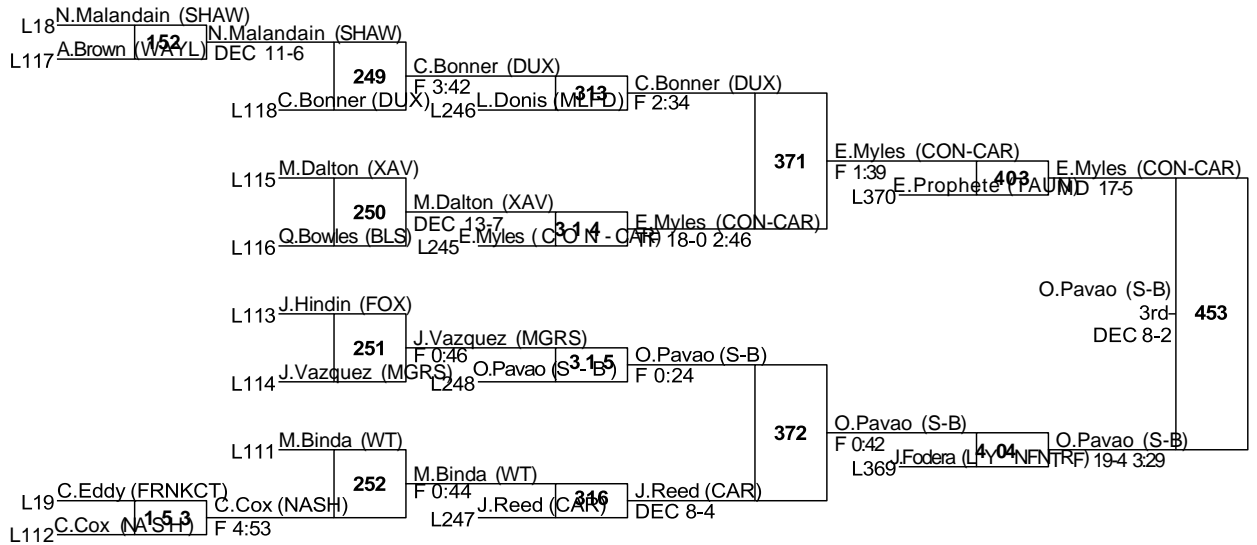
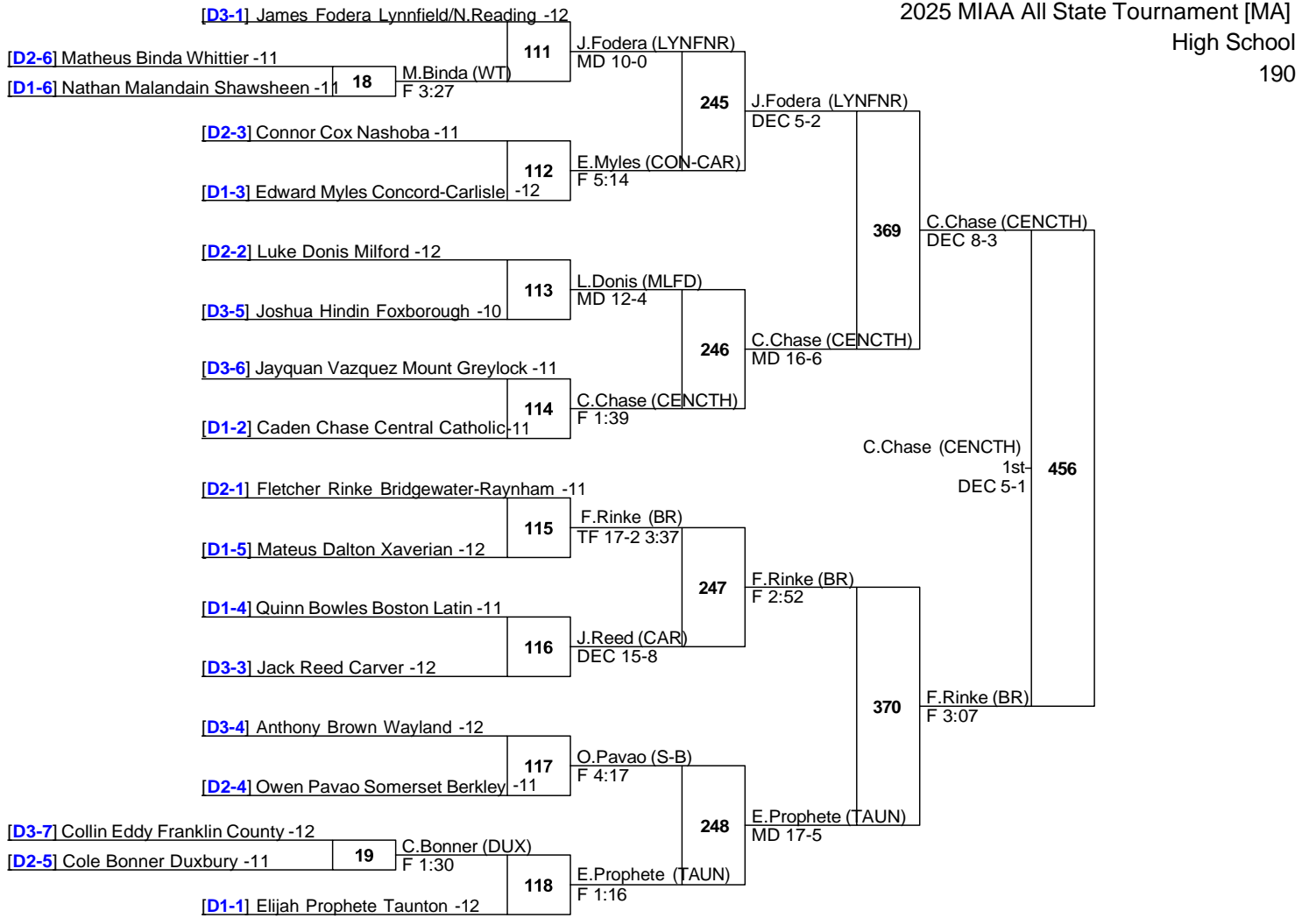


L401 J. Borawski (MGRS) A. Puhach (ASHL) TF 16-1 3:15

L402 A. Puhach (ASHL) F 1:25 DEC 9-2

L367 L. Hutton (DUX) B. Gleason (WTRN) F 1:55 451 7th



L368 B. Gleason (WTRN) F 2:44 F 1:08



L403 E.Prophete (TAUN) MD 17-5 454 1st
 J.Fodera (LYNFNR) F 0:55

L371 C.Bonner (DUX) F 1:39 C.Bonner (DUX) 455 7th
 J.Reed (CAR) F 2:34

L372 F 0:42



L407 J. Disharoon (TCTY) (407) J. Disharoon (TCTY) (407) F 0:51

L408 J. Bermudez (MINN) (408) J. Bermudez (MINN) (408) M FOR

L379 S. St. Peter (MON) (463) S. St. Peter (MON) (463) DEC 7-0

L380 C. Hill (NATL) (463) C. Hill (NATL) (463) 7th DEC 3-0